



Pushing Performance



PEOPLE. POWER. PARTNERSHIP.

HARTING M23 Circular Connectors Selection Guide

HARTING M23 Circular Connectors

The reliable connection for very tough applications

HARTING's M23 circular connectors provide a compact and very robust interface for transmitting the three industrial lifelines: power, signal and data. Our modular portfolio provides the user with many possible combinations of different hoods/housings, locking variants and inserts. Screw or fast locking (ComLock) can be freely combined with inserts of 6–19 poles. Regardless of whether supplying data, signals or power is your top priority, you can freely choose between the three termination methods: crimp, solder cup or solder termination. This ensures versatile usage for drives

in transport systems, packaging systems or machine tools. Their full metal housing offers outstanding EMC resistance and protection against dirt and liquids (IP67/IP69k).

This Selection Guide gives you a quick overview of the best possible combinations for your application. No matter whether it is for machinery construction, robotics, railway technology or other application fields.

M23 Signal

Hoods and housings



Inserts



Contacts



Accessories





Cable assemblies



M23 Signal Overview of combinations

M23 Power/Hybrid



M23 Power/Hybrid Overview of combinations

An overview of the M23 advantages



Robust connector protected against shock and vibration



No special tools required for assembly/disassembly



Standard degree of protection IP67/IP69k



Excellent EMC characteristics



Modular product portfolio enables many combinations



Conventional mating faces enable compatibility with competitors

M23 product key



a) M23 product family

b) Series

- 1 = Signal
- 6 = Power/Hybrid

c) Components

- 00 6 = Contacts
- 00 0 = Hoods/housings
- 00 9 = Accessories/spare parts
- XX 2/3 = inserts
 - 2 = Solder termination
 - 3 = Crimp termination
 - XX = Number of poles (06–19)

d) Version

Hoods and housings

- 3XX = Straight device housing
- 4XX = Straight cable hood
- 6XX = Angled cable hood
- 7XX = Cable to cable hood
- 9XX = Angled device housing


Inserts

- XX2 = Solder cup termination
- XX3 = PCB Solder termination
- XX1 = Crimp termination

Contacts

- 1XX = Male crimp contacts
- 2XX = Female crimp contacts

M23 Signal - hoods/housings

	Image	Description	Part number
DEVICE SIDE		Flange housing straight - Front wall	M23 HBM front wall 2.7 mm M23 HBM front wall 3.2 mm 09 15 100 0301 09 15 100 0302
		Flange housing straight - Rear wall	M23 HBM rear wall M2.5 M23 HBM rear wall M3 M23 HBM rear wall 2.7 mm 09 15 100 0305 09 15 100 0306 09 15 100 0307
		Flange housing angled	M23 HBM angled M23 HBM angled - rotatable 09 15 100 0901 09 15 100 0902
		Screw mounted hoods/housings	M23 HBM rear wall M25 M23 HBM front wall male M20 x1.5 M23 HBM front wall male Pg 13.5 M23 HBM front wall female M20 x1.5 M23 HBM front wall female Pg 13.5 09 15 100 0308 09 15 100 0363 09 15 100 0364 09 15 100 0373 09 15 100 0374
CABLE SIDE		Straight cable hoods - Screw locking	M23 housing 3 - 7 mm M23 housing 7 - 12 mm M23 housing 11 - 17 mm 09 15 100 0401 09 15 100 0402 09 15 100 0403
		Straight cable hoods - Fast locking ComLock	M23 ComLock housing 3 - 7 mm M23 ComLock housing 7 - 12 mm M23 ComLock housing 11 - 17 mm 09 15 100 0491 09 15 100 0492 09 15 100 0493
		Straight cable hoods - Fast locking ComLock-S (compatible with speedtec)	M23 ComLock-S housing 3 - 7 mm M23 ComLock-S housing 7 - 12 mm M23 ComLock-S housing 11 - 17 mm 09 15 100 0481 09 15 100 0482 09 15 100 0483
		Angled cable hoods	M23 housing angled 7 - 12 mm: no EMC M23 housing angled 7 - 12 mm M23 housing angled 7 - 12 mm: rotatable 09 15 100 0601 09 15 100 0602 09 15 100 0603
		Cable to cable hoods	M23 cable to cable hood 3 - 7 mm M23 cable to cable hood 7 - 12 mm M23 cable to cable hood 11 - 17 mm 09 15 100 0701 09 15 100 0702 09 15 100 0703
		Panel feed-through housings	M23 panel feed-through housing 3 - 7 mm M23 panel feed-through housing 7 - 12 mm M23 panel feed-through housing 11 - 17 mm 09 15 100 0309 09 15 100 0310 09 15 100 0311



M23 Signal - inserts					
	Image		Description		Part number
6-POLES			Crimp termination	M23 insert 06 male – crimp M23 insert 06 female – crimp	09 15 106 3001 09 15 106 3101
			Solder cup termination	M23 insert 06 male – solder cup M23 insert 06 female – solder cup	09 15 106 2602 09 15 106 2702
			PCB Solder termination	M23 insert 06 male – PCB solder M23 insert 06 female – PCB solder	09 15 106 2603 09 15 106 2703
7-POLES			Crimp termination	M23 insert 07 male – crimp M23 insert 07 female – crimp	09 15 107 3001 09 15 107 3101
			Solder cup termination	M23 insert 07 male – solder cup M23 insert 07 female – solder cup	09 15 107 2602 09 15 107 2702
			PCB Solder termination	M23 insert 07 male – PCB solder M23 insert 07 female – PCB solder	09 15 107 2603 09 15 107 2703
9-POLES			Crimp termination	M23 insert 09 male – crimp M23 insert 09 female – crimp	09 15 109 3001 09 15 109 3101
			Solder cup termination	M23 insert 09 male – solder cup M23 insert 09 female – solder cup	09 15 109 2602 09 15 109 2702
			PCB Solder termination	M23 insert 09 male – PCB solder M23 insert 09 female – PCB solder	09 15 109 2603 09 15 109 2703
12-POLES			Crimp termination	M23 insert 12 male – crimp M23 insert 12 female – crimp M23 insert 12 male – crimp +PE M23 insert 12 female – crimp +PE M23 insert 12 male – crimp CCW M23 insert 12 female – crimp CCW	09 15 112 3001 09 15 112 3101 09 15 112 3021 09 15 112 3121 09 15 112 3011 09 15 112 3111
			Solder cup termination	M23 insert 12 male – solder cup M23 insert 12 female – solder cup M23 insert 12 male – solder cup +PE M23 insert 12 female – solder cup +PE M23 insert 12 male – solder cup CCW M23 insert 12 female – solder cup CCW	09 15 112 2602 09 15 112 2702 09 15 112 2622 09 15 112 2722 09 15 112 2612 09 15 112 2712
			PCB Solder termination	M23 insert 12 male – PCB solder M23 insert 12 female – PCB solder	09 15 112 2603 09 15 112 2703
17-POLES			Crimp termination	M23 insert 17 male – crimp M23 insert 17 female – crimp	09 15 117 3001 09 15 117 3101
			Solder cup termination	M23 insert 17 male – solder cup M23 insert 17 female – solder cup	09 15 117 2602 09 15 117 2702
			PCB Solder termination	M23 insert 17 male – PCB solder M23 insert 17 female – PCB solder	09 15 117 2603 09 15 117 2703
19-POLES			Crimp termination	M23 insert 19 male – crimp M23 insert 19 female – crimp	09 15 119 3001 09 15 119 3101
			Solder cup termination	M23 insert 19 male – solder cup M23 insert 19 female – solder cup	09 15 119 2602 09 15 119 2702
			PCB Solder termination	M23 insert 19 male – PCB solder M23 insert 19 female – PCB solder	09 15 119 2603 09 15 119 2703

Key Figures								
Number of poles	6	7	9		12	17	19	
Number of contacts	6	7	8	1	12	17	16	3
Contact diameter (mm)	2	2	1	2	1	1	1	1,5
Rated current (A)	20	20	8	20	8	8	8	10
Nominal voltage (V)	300	300	200		200	160	100	
Test voltage (V)	2500	2500	2500		2500	1500	1500	




M23 Signal - contacts

	Image	Description	Part number
CRIMP CONTACTS		1 mm crimp contacts	M23 male - C 1 mm (0.08 - 0.56 mm ²) Au M23 male - C 1 mm (0.14 - 1.00 mm ²) Au M23 male - C 1 mm (0.75 - 1.50 mm ²) Au M23 female - C 1 mm (0.08-0.56 mm ²) Au M23 female - C 1 mm (0.34-1.00 mm ²) Au M23 female - C 1 mm (0.75-1.50 mm ²) Au 09 15 100 6101 09 15 100 6102 09 15 100 6103 09 15 100 6201 09 15 100 6202 09 15 100 6203
		1.5 mm crimp contacts	M23 male - C 1.5 mm (0.14-1.00 mm ²) Au M23 female - C 1.5 mm (0.14-0.56 mm ²) Au M23 female - C 1.5 mm (0.56-1.00 mm ²) Au 09 15 100 6111 09 15 100 6211 09 15 100 6212
		2 mm crimp contacts	M23 male - C 2 mm (0.75 - 2.5 mm ²) Au M23 female - C 2 mm (0.75 - 2.5 mm ²) Au 09 15 100 6121 09 15 100 6221

M23 Signal - accessories

	Image	Description	Part number
ACCESSORIES		Protection covers	M23 Screw cover with core thread - no chain M23 Screw cover with core thread- chain, 70 mm M23 Screw cover with outer thread - chain, 100 mm M23 Flange adapter 09 15 100 9101 09 15 100 9102 09 15 100 9103 09 15 100 9201
		Tool	M23 crimping tool for signal contacts 09 99 000 0890

M23 Signal - cable assemblies

	Image	Description	Part number
CABLE ASSEMBLIES		Cable assembly straight or angled with screw locking and 12-pole insert	M23 12P MA, Int-thread, STR, 5M M23 12P MA, Int-thread, STR, 10M M23 12P MA, Int-thread, ANG, 5M M23 12P MA, Int-thread, ANG, 10M M23 12P FE, Int-thread, STR, 5M M23 12P FE, Int-thread, STR, 10M M23 12P FE, Int-thread, ANG, 5M M23 12P FE, Int-thread, ANG, 10M Cable selection* 21 37 330 0Cxx 050 21 37 330 0Cxx 100 21 37 340 0Cxx 050 21 37 340 0Cxx 100 21 37 350 0Cxx 050 21 37 350 0Cxx 100 21 37 360 0Cxx 050 21 37 360 0Cxx 100 xx= 70 for PUR cable xx= 71 for PVC cable
		Cable assembly straight or angled with screw locking and 17-pole insert	M23 17P MA, Int-thread, STR, 5M M23 17P MA, Int-thread, STR, 10M M23 17P MA, Int-thread, ANG, 5M M23 17P MA, Int-thread, ANG, 10M M23 17P FE, Int-thread, STR, 5M M23 17P FE, Int-thread, STR, 10M M23 17P FE, Int-thread, ANG, 5M M23 17P FE, Int-thread, ANG, 10M Cable selection* 21 37 330 0Fxx 050 21 37 330 0Fxx 100 21 37 340 0Fxx 050 21 37 340 0Fxx 100 21 37 350 0Fxx 050 21 37 350 0Fxx 100 21 37 360 0Fxx 050 21 37 360 0Fxx 100 xx= 72 for PUR cable xx= 73 for PVC cable
		Cable assembly straight or angled with screw locking and 19-pole insert	M23 19P MA, Int-thread, STR, 5M M23 19P MA, Int-thread, STR, 10M M23 19P MA, Int-thread, ANG, 5M M23 19P MA, Int-thread, ANG, 10M M23 19P FE, Int-thread, STR, 5M M23 19P FE, Int-thread, STR, 10M M23 19P FE, Int-thread, ANG, 5M M23 19P FE, Int-thread, ANG, 10M Cable selection* 21 37 330 0Dxx 050 21 37 330 0Dxx 100 21 37 340 0Dxx 050 21 37 340 0Dxx 100 21 37 350 0Dxx 050 21 37 350 0Dxx 100 21 37 360 0Dxx 050 21 37 360 0Dxx 100 xx= 74 for PUR cable xx= 75 for PVC cable

* Further variants on request

For all article numbers of the cable assemblies, the two digits marked xx must be replaced accordingly by the numbers for the cable types.

M23 Signal - an overview of device side combinations

M23 Signal hoods/housings for the device side										
M23 SIGNAL INSERTS	NUMBER OF POLES	TERMINATION TYPE	VERSION	PART NUMBER	M23 Signal hoods/housings for the device side					
					Flange mounting			Screw mounting		
					Front wall straight	Rear wall	Front wall angled	For male and female	Only for male inserts	Only for female inserts
					09 15 100 0301 09 15 100 0302	09 15 100 0305 09 15 100 0306 09 15 100 0307	09 15 100 0901 09 15 100 0902	09 15 100 0308	09 15 100 0363 09 15 100 0364	09 15 100 0373 09 15 100 0374
M23 SIGNAL INSERTS	6-POLES	Crimp	Male	09 15 106 3001	✓	✓	✓	✓	✓	-
			Female	09 15 106 3101	✓	✓	✓	✓	-	✓
		Solder cup	Male	09 15 106 2602	✓	✓	✓	✓	✓	-
			Female	09 15 106 2702	✓	✓	✓	✓	-	✓
		PCB Solder	Male	09 15 106 2603	✓	✓	-	-	-	-
			Female	09 15 106 2703	✓	✓	-	-	-	-
	7-POLES	Crimp	Male	09 15 107 3001	✓	✓	✓	✓	✓	-
			Female	09 15 107 3101	✓	✓	✓	✓	-	✓
		Solder cup	Male	09 15 107 2602	✓	✓	✓	✓	✓	-
			Female	09 15 107 2702	✓	✓	✓	✓	-	✓
		PCB Solder	Male	09 15 107 2603	✓	✓	-	-	-	-
			Female	09 15 107 2703	✓	✓	-	-	-	-
	9-POLES	Crimp	Male	09 15 109 3001	✓	✓	✓	✓	✓	-
			Female	09 15 109 3101	✓	✓	✓	✓	-	✓
		Solder cup	Male	09 15 109 2602	✓	✓	✓	✓	✓	-
			Female	09 15 109 2702	✓	✓	✓	✓	-	✓
		PCB Solder	Male	09 15 109 2603	✓	✓	-	-	-	-
			Female	09 15 109 2703	✓	✓	-	-	-	-
	12-POLES	Crimp	Male	09 15 112 3001	✓	✓	✓	✓	✓	-
			Female	09 15 112 3101	✓	✓	✓	✓	-	✓
		Crimp with PE	Male	09 15 112 3021	✓	✓	✓	✓	✓	-
			Female	09 15 112 3121	✓	✓	✓	✓	-	✓
		Solder cup	Male	09 15 112 2602	✓	✓	✓	✓	✓	-
			Female	09 15 112 2702	✓	✓	✓	✓	-	✓
Solder cup with PE		Male	09 15 112 2622	✓	✓	✓	✓	✓	-	
		Female	09 15 112 2722	✓	✓	✓	✓	-	✓	
PCB Solder		Male	09 15 112 2603	✓	✓	-	-	-	-	
		Female	09 15 112 2703	✓	✓	-	-	-	-	
17-POLES	Crimp	Male	09 15 117 3001	✓	✓	✓	✓	✓	-	
		Female	09 15 117 3101	✓	✓	✓	✓	-	✓	
	Solder cup	Male	09 15 117 2602	✓	✓	✓	✓	✓	-	
		Female	09 15 117 2702	✓	✓	✓	✓	-	✓	
	PCB Solder	Male	09 15 117 2603	✓	✓	-	-	-	-	
		Female	09 15 117 2703	✓	✓	-	-	-	-	
19-POLES	Crimp	Male	09 15 119 3001	✓	✓	✓	✓	✓	-	
		Female	09 15 119 3101	✓	✓	✓	✓	-	✓	
	Solder cup	Male	09 15 119 2602	✓	✓	✓	✓	✓	-	
		Female	09 15 119 2702	✓	✓	✓	✓	-	✓	
	PCB Solder	Male	09 15 119 2603	✓	✓	-	-	-	-	
		Female	09 15 119 2703	✓	✓	-	-	-	-	

M23 Signal - an overview of cable side combinations

	NUMBER OF POLES	TERMINATION TYPE	VERSION	PART NUMBER	M23 Signal hoods/housings for the cable side					
					Straight				Angled	
					Hoods Screw locking	Hoods Fast locking	Cable to cable hoods	Panel feed-through housings		
					09 15 100 0401 09 15 100 0402 09 15 100 0403	09 15 100 0481 09 15 100 0482 09 15 100 0483 09 15 100 0491 09 15 100 0492 09 15 100 0493	09 15 100 0701 09 15 100 0702 09 15 100 0703	09 15 100 0309 09 15 100 0310 09 15 100 0311	09 15 100 0601 09 15 100 0602 09 15 100 0603	
M23 SIGNAL INSERTS	6-POLES	Crimp	Male	09 15 106 3001	✓	✓	✓	✓	✓	
			Female	09 15 106 3101	✓	✓	✓	✓	✓	
		Solder cup	Male	09 15 106 2602	✓	✓	✓	✓	✓	
			Female	09 15 106 2702	✓	✓	✓	✓	✓	
		PCB Solder	Male	09 15 106 2603	-	-	-	-	-	
			Female	09 15 106 2703	-	-	-	-	-	
	7-POLES	Crimp	Male	09 15 107 3001	✓	✓	✓	✓	✓	
			Female	09 15 107 3101	✓	✓	✓	✓	✓	
		Solder cup	Male	09 15 107 2602	✓	✓	✓	✓	✓	
			Female	09 15 107 2702	✓	✓	✓	✓	✓	
		PCB Solder	Male	09 15 107 2603	-	-	-	-	-	
			Female	09 15 107 2703	-	-	-	-	-	
	9-POLES	Crimp	Male	09 15 109 3001	✓	✓	✓	✓	✓	
			Female	09 15 109 3101	✓	✓	✓	✓	✓	
		Solder cup	Male	09 15 109 2602	✓	✓	✓	✓	✓	
			Female	09 15 109 2702	✓	✓	✓	✓	✓	
		PCB Solder	Male	09 15 109 2603	-	-	-	-	-	
			Female	09 15 109 2703	-	-	-	-	-	
	12-POLES	Crimp	Male	09 15 112 3001	✓	✓	✓	✓	✓	
			Female	09 15 112 3101	✓	✓	✓	✓	✓	
		Crimp with PE	Male	09 15 112 3021	✓	✓	✓	✓	✓	
			Female	09 15 112 3121	✓	✓	✓	✓	✓	
		Solder cup	Male	09 15 112 2602	✓	✓	✓	✓	✓	
			Female	09 15 112 2702	✓	✓	✓	✓	✓	
		Solder cup with PE	Male	09 15 112 2622	✓	✓	✓	✓	✓	
			Female	09 15 112 2722	✓	✓	✓	✓	✓	
		PCB Solder	Male	09 15 112 2603	-	-	-	-	-	
			Female	09 15 112 2703	-	-	-	-	-	
		17-POLES	Crimp	Male	09 15 117 3001	✓	✓	✓	✓	✓
				Female	09 15 117 3101	✓	✓	✓	✓	✓
	Solder cup		Male	09 15 117 2602	✓	✓	✓	✓	✓	
			Female	09 15 117 2702	✓	✓	✓	✓	✓	
	PCB Solder		Male	09 15 117 2603	-	-	-	-	-	
			Female	09 15 117 2703	-	-	-	-	-	
	19-POLES	Crimp	Male	09 15 119 3001	✓	✓	✓	✓	✓	
			Female	09 15 119 3101	✓	✓	✓	✓	✓	
		Solder cup	Male	09 15 119 2602	✓	✓	✓	✓	✓	
			Female	09 15 119 2702	✓	✓	✓	✓	✓	
		PCB Solder	Male	09 15 119 2603	-	-	-	-	-	
			Female	09 15 119 2703	-	-	-	-	-	



M23 Power/Hybrid - hoods/housings



	Image	Description	Part number	
DEVICE SIDE		Flange housing straight Front wall	M23 P HBM front wall 2.7 mm M23 P HBM front wall 3.2 mm	09 15 600 0301 09 15 600 0302
		Flange housing angled	M23 P HBMA – rotatable 25x25 2.7 mm M23 P HBMA – rotatable 28x28 3.2 mm	09 15 600 0902 09 15 600 0912
		Screw mounted housings	M23 P HBM front wall M20x1.5 M23 P HBM rear wall M25x1.5 M23 P HBM front wall male M25x1.5	09 15 600 0303 09 15 600 0308 09 15 600 0313
CABLE SIDE		Cable hoods straight Screw locking	M23 P housing 3 – 7 mm M23 P housing 7 – 12 mm M23 P housing 11 – 17 mm	09 15 600 0401 09 15 600 0402 09 15 600 0403
		Cable hoods straight Fast locking ComLock	M23 P ComLock housing 7 – 12 mm M23 P ComLock housing 11 – 17 mm	09 15 600 0492 09 15 600 0493
		Cable hoods straight Fast locking ComLock-S (compatible with speedtec)	M23 P ComLock-S housing 7 – 12 mm M23 P ComLock-S housing 11 – 17 mm	09 15 600 0482 09 15 600 0483
		Cable hoods angled	M23 P housing angled 7 – 12 mm rotatable M23 P housing angled 11 – 17 mm rotatable	09 15 600 0603 09 15 600 0604
		Cable to cable hoods	M23 P cable to cable hood 7 – 12 mm M23 P cable to cable hood 11 – 17 mm	09 15 600 0702 09 15 600 0703
		Panel feed-through housings	M23 P panel feed-through housing 7 – 12 mm M23 P panel feed-through housing 11 – 17 mm	09 15 600 0310 09 15 600 0311

M23 Power/Hybrid - inserts				
	Image	Description		Part number
5+PE		Crimp termination	M23 P insert 5+PE male – crimp M23 P insert 5+PE female – crimp	09 15 606 3001 09 15 606 3101
4+3+PE		Crimp termination	M23 P insert 4+3+PE male – crimp M23 P insert 4+3+PE female – crimp	09 15 608 3001 09 15 608 3101
5+3+PE		Crimp termination	M23 P insert 5+3+PE male – crimp (A) M23 P insert 5+3+PE female – crimp (A) M23 P insert 5+3+PE male – crimp (B) M23 P insert 5+3+PE female – crimp (B)	09 15 609 3001 09 15 609 3101 09 15 609 3011 09 15 609 3111
4+4+3+PE		Crimp termination	M23 P insert Hybrid 4+4+3+PE male – crimp M23 P insert Hybrid 4+4+3+PE female – crimp	09 15 612 3001 09 15 612 3101

M23 Power/Hybrid - specifications								
Number of poles	5 + PE	4 + 3 + PE		5 + 3 + PE		4 + 4 + 3 + PE		
Number of contacts	6	4	4	5	4	Power 4	Signal 4	Ethernet 4
Contact diameter (mm)	2	1	2	1	2	2	1	0,6
Rated current (A)	28	8	28	10	28	28	8	2
Nominal voltage (V)	600	300	600	250	600	600	300	60
Test voltage (V)	4000	2500	4000	2500	4000	4000	2500	500

M23 Power/Hybrid - contacts				
	Image	Description		Part number
CRIMP CONTACTS		0.6 mm crimp contacts	M23 P male – C 0.6 mm (0.08–0.34 mm ²) Au M23 P female – C 0.6 mm (0.08–0.34 mm ²) Au	09 15 600 6191 09 15 600 6291
		1 mm crimp contacts	M23 P male – C 1 mm (0.14 – 1 mm ²) Au M23 P female – C 1 mm (0.14 – 1 mm ²) Au	09 15 600 6101 09 15 600 6201
		2 mm crimp contacts	M23 P male – C 2 mm (0.75 – 2.5 mm ²) Au M23 P male – C 2 mm (2.5 – 4 mm ²) Au M23 P female – C 2 mm (0.75–2.5 mm ²) Au M23 P female – C 2 mm (2.5 – 4 mm ²) Au	09 15 600 6121 09 15 600 6122 09 15 600 6221 09 15 600 6222

M23 Power/Hybrid - accessories			
	Image	Description	Part number
ACCESSORIES		Protective covers	M23 P metal Cover for HBM, chain 100 mm M23 P metal Cover for hood, chain 100 mm 09 15 600 9102 09 15 600 9103
		Tools	M23 crimping tool for signal contacts M23 crimping tool for power contacts M23 crimping tool for shielding ferrule - data element M23 locator for data contacts 0.6 mm 09 99 000 0890 09 99 000 0896 09 99 000 0898 09 99 000 0961

M23 Power/Hybrid - cable assemblies			
	Image	Description	Part Number
CABLE ASSEMBLIES		Cable assembly straight with screw locking and 5+PE insert	M23 6P MA, ext-thread,STR PUR cable ,5M M23 6P MA, ext-thread,STR PUR cable,10M M23_6P FE, int-thread,STR PUR cable,5M M23_6P FE, int-thread,STR PUR cable,10M Further variants on request 21 37 370 0676 050 21 37 370 0676 100 21 37 380 0676 050 21 37 380 0676 100
		Cable assembly straight with screw locking and 4+3+PE insert	M23_8P FE, int-thread, STR PUR cable, 5M M23_8P FE, int-thread, STR PUR cable, 10M Further variants on request 21 37 380 0G78 050 21 37 380 0G78 100

*Further variants on request

M23 Power/Hybrid - an overview of device-side combinations

	NUMBER OF POLES	TERMINATION TYPE	VERSION	PART NUMBER	M23 Power/Hybrid hoods/housings for the device side			
					Flange mounting		Screw mounting	
					Front wall straight	Front wall angled	Front wall	Rear wall
					09 15 600 0301 09 15 600 0302	09 15 600 0902 09 15 600 0912	09 15 600 0303 09 15 600 0313	09 15 600 0308
M23 POWER/HYBRID INSERTS	5+PE	Crimp	Male	09 15 606 3001	✓	✓	✓	✓
			Female	09 15 606 3101	✓	✓	✓	✓
	4+3+PE	Crimp	Male	09 15 608 3001	✓	✓	✓	✓
			Female	09 15 608 3101	✓	✓	✓	✓
	5+3+PE	Crimp	Male	09 15 609 3001	✓	✓	✓	✓
			Female	09 15 609 3101	✓	✓	✓	✓
			Male	09 15 609 3011	✓	✓	✓	✓
			Female	09 15 609 3111	✓	✓	✓	✓
	4+4+3+PE	Crimp	Male	09 15 612 3001	✓	-	✓	✓
			Female	09 15 612 3101	✓	-	✓	✓

M23 Power/Hybridm - an overview of cable side combinations

M23 Power/Hybrid hoods/housings for the cable side									
NUMBER OF POLES	TERMINATION TYPE	VERSION	PART NUMBER	Straight				Angled	
				Hoods Screw locking	Hoods Fast locking	Cable to cable hoods	Panel feed-through housings		
				09 15 600 0401 09 15 600 0402 09 15 600 0403	09 15 600 0482 09 15 600 0483 09 15 600 0492 09 15 600 0493	09 15 600 0702 09 15 600 0703	09 15 600 0310 09 15 600 0311	09 15 600 0603 09 15 600 0604	
M23 POWER/HYBRID INSERTS	5+PE	Crimp	Male	09 15 606 3001	✓	✓	✓	✓	✓
		Crimp	Female	09 15 606 3101	✓	✓	✓	✓	✓
	4+3+PE	Crimp	Male	09 15 608 3001	✓	✓	✓	✓	✓
		Crimp	Female	09 15 608 3101	✓	✓	✓	✓	✓
	5+3+PE	Crimp	Male	09 15 609 3001	✓	✓	✓	✓	✓
			Female	09 15 609 3101	✓	✓	✓	✓	✓
		Crimp	Male	09 15 609 3011	✓	✓	✓	✓	✓
			Female	09 15 609 3111	✓	✓	✓	✓	✓
	4+4+3+PE	Crimp	Male	09 15 612 3001	✓	✓	✓	✓	-
			Female	09 15 612 3101	✓	✓	✓	✓	-



Pushing Performance

Von **HARTING.com**
the gateway to your country's website
